

SCIENTIFIC POSTERS

3 to 5 short statements

Remember to organise a rota.
Rehearse your presentation.

Big font. Be concise.
Use key words.
Know your audience

TITLE

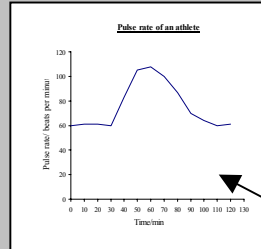
Team of authors

INTRODUCTION

.....
.....
.....
.....

Aims :

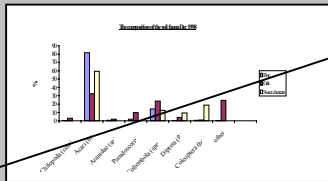
1.
2.
3.
4.



Photos add impact.
Select them carefully.
Enlarge to 15x20cm

5.
.....

Results :



1.
.....



Graphs, histograms etc. can easily be drawn on a spreadsheet. Give each one a title

3.
.....
.....

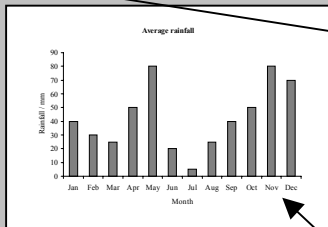
Conclusions :

1.
2.
3.

3 to 5 concise statements

Further developments

Number data or use arrows to lead the reader on



2.
.....
.....

Suggest modifications.
Time and materials may not permit you to finish