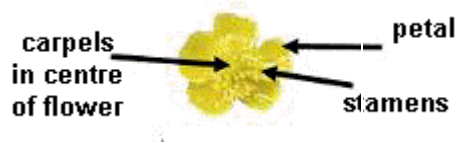


Name		School	
Class		Date	

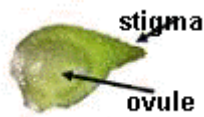

## Looking at Parts of the Buttercup using the Light Microscope



Your teacher will show you how to make slides of the petals, stamens and carpels of your flower so that you can study them using a light microscope. You will need to use the high power lens to see the pollen grains in detail.

### Photograph guides

### Your drawing from the microscope



Name		School	
Class		Date	

When you have finished your practical work complete the labels on the two diagrams below.

