

Activity B: Taking temperature, light and humidity readings at eight different positions in the forest





Page 1

Name		School	
Class		Date	

Your team will be given a thermometer. You may be given one of the light meters or a hygrometer. Chose a starting point in the forest. Using a compass, move north of this starting point about 10 metres (one metre is roughly equal to two large strides). When you reach the the North position take the air temperature one metre above the soil. If you have the appropriate instrument, also take a light reading or a humidity reading.

Move back to the starting point and repeat the instructions for S, W, E, NW, NE, SW and SE positions.

Record your results in the appropriate cell :

Compass Points	Temperature 1m above the soil (°C)	Light Reading (arbitrary units)	Humidity (%)
			
			
			
			

Activity B: Taking temperature, light and humidity readings at eight different positions in the forest

Page 2

Name		School	
Class		Date	

